



# BusTimes

## Changes since the last edition

### Bus 622

The 2320 journey from Wigan to Pemberton on Sundays and Public Holidays is withdrawn. All journeys are now run by Maytree Travel.

### Bus 624

Route changed to run between Bottling Wood and Wigan only. Please see Bus Times leaflet 613, 614, 624 for details.

### Buses 664 and 674

Changed to run between Wigan, Pemberton, Kitt Green and Beech Hill only. The route in Beech Hill and Worsley Hall is also changed. Some journeys will be run by Strawberry and First Manchester. Saturday journeys are renumbered 665 and 675. Replaced by bus 634 between Belle Green, Ince and Wigan.

## Bus Numbers

**622 664 665**  
**674 675**



Easy access  
on most buses

## Serving

**Wigan Infirmary**  
**Beech Hill**  
**Marsh Green**  
**Kitt Green**  
**Orrell Post**  
**Pemberton**  
**Norley Hall**  
**Worsley Hall**  
**Robin Park**  
**Wigan**

## Buses run by

**First Manchester**  
**Maytree Travel**  
**South Lancs Travel**  
**Strawberry**

For public transport information phone  
Traveline on **0871 200 22 33**

**7am – 8pm** Mon to Fri

**8am – 8pm** Sat, Sun & public holidays

Calls cost 10p a minute plus network extras

Visit the online bus timetable library  
at **www.tfgm.com**





# Further information

## Mail-out service and alternative formats

To ask for leaflets to be sent to you, or to request large print, Braille or recorded information visit [www.tfgm.com](http://www.tfgm.com) or phone **0871 200 22 33**

## Easy access on buses



Journeys displaying this symbol in the timetable are run with **low floor** buses which have no steps at the entrance, making getting on and off easier. Where shown, **low floor** buses have a ramp for access and a dedicated space for wheelchairs and pushchairs inside the bus.

**The bus operator will always try to provide easy access services where these services are scheduled to run. In case of difficulty, please contact the bus operator.**

## Service changes

A summary of service changes is available in the following places:

- **Website**
- **Bus Station poster**
- **Leaflet from outlets**

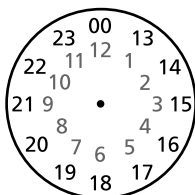
## Using this timetable

Timetables show the direction of travel, bus numbers and the days of the week.

- Main stops on the route are listed on the left. Each journey reads down the page.
- Where no time is shown against a particular stop, the bus does not stop there on that journey.
- Check any symbols which are shown and the meanings at the bottom of the page.
- A route plan is also included in this leaflet.

## Using the 24 hour clock

Times are shown in four figures. The first two are the hour and the last two are the minutes.



Examples:

0921 is 21 minutes past 9am

2148 is 48 minutes past 9pm

## Tickets and information

Bus companies offer a range of tickets for use on their own buses. For travel on any service in the County, use System One tickets, including DaySaver.

**Travelshops** provide tickets, information and journey planning advice on buses, trains and trams for work and pleasure.










## Opening times of Travelshops in the area covered by this leaflet

### Wigan Bus Station

Mon to Sat 8.30am to 1.15pm and 2pm to 4pm  
Sunday\* Closed

\*Including public holidays

**Mondays to Saturdays**



|   |  |  |  |  |  |
|---|---|---|---|---|---|
| <b>Wigan, Bus Station</b>   | 1915  | 2015  | 2115  | 2215  | 2320  |
| Robin Park, Gala Bingo  | 1925  | 2025  | 2125  | 2225  | 2330  |
| Worsley Hall, Logwood Avenue  | 1928  | 2028  | 2128  | 2228  | 2333  |
| Norley Hall, Shops  | 1931  | 2031  | 2131  | 2231  | 2336  |
| Pemberton, Chapel Street  | 1934  | 2034  | 2134  | 2234  | 2339  |
| Orrell, Council Offices   | 1937  | 2037  | 2137  | 2237  | 2342  |
| Kitt Green, Old Engine  | 1940  | 2040  | 2140  | 2240  | 2345  |
| Pemberton, Fleet Street   | 1945  | 2045  | 2145  | 2245  | 2350  |
| Norley Hall, Ribble Drive   | 1947  | 2047  | 2147  | 2247  |   |
| Worsley Hall, Jasmine Road  | 1950  | 2050  | 2150  | 2250  |   |
| Robin Park, Gala Bingo  | 1953  | 2053  | 2153  | 2253  |   |
| <b>Wigan, Bus Station</b>   | 2010  | 2110  | 2210  | 2310  |   |

**Sundays and Public Holidays\***

|   |  |                      |  |
|---|---|----------------------|---|
| <b>Wigan, Bus Station</b>   | 1215  |                      | 2215  |
| Robin Park, Gala Bingo  | 1225  |                      | 2225  |
| Worsley Hall, Logwood Avenue  | 1228  |                      | 2228  |
| Norley Hall, Shops  | 1231  |                      | 2231  |
| Pemberton, Chapel Street  | 1234  | and every hour until | 2234  |
| Orrell, Council Offices   | 1237  |                      | 2237  |
| Kitt Green, Old Engine  | 1240  |                      | 2240  |
| Pemberton, Fleet Street   | 1245  |                      | 2245  |
| Norley Hall, Ribble Drive   | 1247  |                      | 2247  |
| Worsley Hall, Jasmine Road  | 1250  |                      | 2250  |
| Robin Park, Gala Bingo  | 1253  |                      | 2253  |
| <b>Wigan, Bus Station</b>   | 1310  |                      | 2310  |

Bus 622 is run by Maytree Travel with the financial support of Transport for Greater Manchester.

\* – For details of buses during Christmas and New Year, please ring 0871 200 22 33.



**Connection points:**  – Bus  – Train

 – **Easy access bus.** See inside front cover of this Bus Times leaflet for details.

Route plan for bus numbers

# 622 664 665 674 675

Connection points

-  **Bus:** Wigan bus station
-  **Train:** Wigan Wallgate train station  
Wigan North Western train station

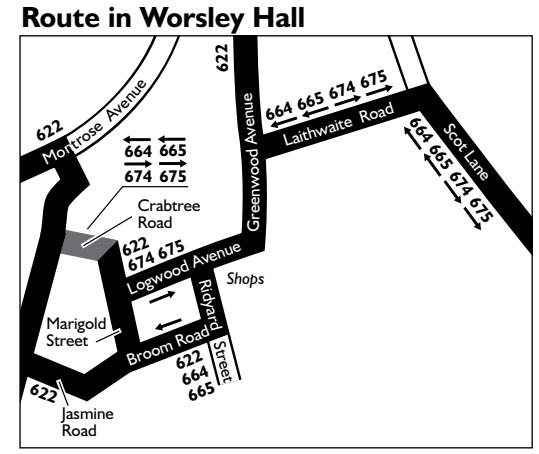
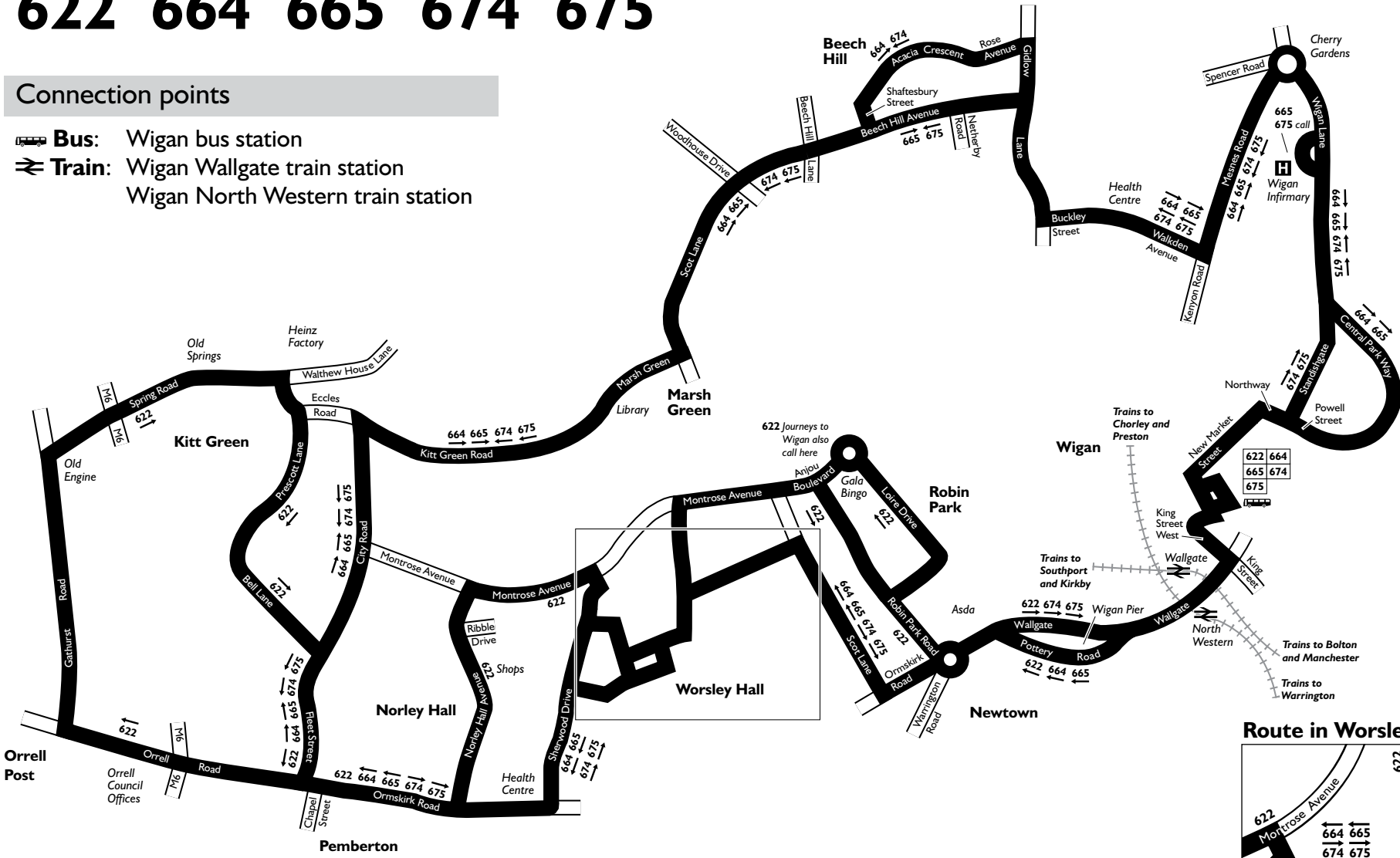
Buses run by

**First Manchester**  
Wallshaw Street  
Oldham  
OLI 3TR  
Telephone 0161 627 2929









**Maytree Travel**  
Smethurst Lane  
Bolton  
BL4 0DB  
Telephone 01204 665671  
E-mail:  
info@maytreetravel.co.uk

**South Lancs Travel**  
Unit 22/23  
Chanters Industrial Estate  
Atherton  
M46 9BP  
Telephone 01942 888893


**Strawberry**  
Unit 18  
Linkway Distribution Park  
Elton Head Road  
St Helens  
WA9 5BW  
Telephone 01744 850016



**KEY**

-  - Bus route
-  - Hail and ride: passengers can get on or off the bus wherever it is safe
-  - Train line
-  - Direction of travel
-  - Bus station/ main connection point
-  - Train station
-  - Hospital
-  - Terminus

Printed on Cocoon Silk, a coated recycled paper made using 50% recycled fibre from post consumer sources and 50% virgin fibre from sustainable forests.

 Transport for Greater Manchester uses reasonable endeavours to check the accuracy of information published and to publish changes to information in a timely manner. In no event will Transport for Greater Manchester be liable for any loss that may arise from this information being inaccurate.

## Mondays to Fridays

|                              | ♿    |      | ♿                             |      | ♿    |      | ♿    |     | ♿   |     | ♿   |     | ♿ |
|------------------------------|------|------|-------------------------------|------|------|------|------|-----|-----|-----|-----|-----|---|
| Bus number                   | 664  | 664  | 664                           | 664  | 664  | 664  | 664  | 664 | 664 | 664 | 664 | 664 | ■ |
| <b>Wigan</b> , Bus Station   | 0800 | 0910 | and<br>every<br>hour<br>until | 1510 | 1615 | 1715 | 1815 |     |     |     |     |     |   |
| Worsley Hall, Logwood Avenue | 0811 | 0921 |                               | 1521 | 1626 | 1726 | 1826 |     |     |     |     |     |   |
| Pemberton, Fleet Street      | 0817 | 0927 |                               | 1527 | 1632 | 1732 | 1832 |     |     |     |     |     |   |
| Kitt Green, Eccles Road      | 0821 | 0931 |                               | 1531 | 1636 | 1736 | 1836 |     |     |     |     |     |   |
| Marsh Green, Library         | 0825 | 0934 |                               | 1534 | 1639 | 1739 | 1839 |     |     |     |     |     |   |
| Beech Hill, Rose Avenue      | 0832 | 0941 |                               | 1541 | 1646 |      | 1846 |     |     |     |     |     |   |
| Wigan Infirmary              | 0848 | 0947 |                               | 1547 | 1652 |      | 1856 |     |     |     |     |     |   |
| <b>Wigan</b> , Bus Station   | 0855 | 0955 |                               | 1555 | 1700 |      | 1906 |     |     |     |     |     |   |

## Saturdays

|                              | ♿    |                               | ♿    |      | ♿   |     |
|------------------------------|------|-------------------------------|------|------|-----|-----|
| Bus number                   | 665  | 665                           | 665  | 665  | 665 | 665 |
| <b>Wigan</b> , Bus Station   | 0910 | and<br>every<br>hour<br>until | 1710 | 1810 |     |     |
| Worsley Hall, Logwood Avenue | 0921 |                               | 1721 | 1821 |     |     |
| Pemberton, Fleet Street      | 0927 |                               | 1727 | 1827 |     |     |
| Kitt Green, Eccles Road      | 0931 |                               | 1731 | 1831 |     |     |
| Marsh Green, Library         | 0934 |                               | 1734 | 1834 |     |     |
| Beech Hill, Netherby Road    | 0938 |                               | 1738 | 1838 |     |     |
| Wigan Infirmary, Grounds     | 0947 |                               | 1747 | 1851 |     |     |
| <b>Wigan</b> , Bus Station   | 0955 |                               | 1755 | 1901 |     |     |

**Bus 664 does not run on Saturdays, Sundays or Public Holidays.**

**Bus 665 does not run on Mondays to Fridays, Sundays or Public Holidays.**

♿ – Journey provided with the financial support of Transport for Greater Manchester.

■ – Run by Strawberry  
● – Run by First Manchester } All other journeys are run by South Lancs Travel.

**Connection points:** – Bus – Train

♿ – **Easy access bus.** See inside front cover of this Bus Times leaflet for details.

# Wigan — Beech Hill — Kitt Green — Pemberton Circulars

674 675

## Mondays to Fridays

| Bus number                   |      |      |      |      |      |      |      |      |      |
|------------------------------|------|------|------|------|------|------|------|------|------|
|                              | 674  | 674  | 674  | 674  | 674  | 674  | 674  | 674  | 674  |
|                              | ⊕    |      |      |      |      |      |      |      |      |
| <b>Wigan, Bus Station</b>    | 0845 | 0945 | 1045 | 1145 | 1245 | 1345 | 1445 | 1545 |      |
| Wigan Infirmary              | 0852 | 0952 | 1052 | 1152 | 1252 | 1352 | 1452 | 1552 |      |
| Beech Hill, Rose Avenue      | 0904 | 0959 | 1059 | 1159 | 1259 | 1359 | 1459 | 1559 |      |
| Marsh Green, Library         | 0908 | 1006 | 1106 | 1206 | 1306 | 1406 | 1511 | 1608 |      |
| Kitt Green, Eccles Road      | 0910 | 1008 | 1108 | 1208 | 1308 | 1408 | 1513 | 1610 |      |
| Pemberton, Fleet Street      | 0914 | 1012 | 1112 | 1212 | 1312 | 1412 | 1517 | 1614 |      |
| Worsley Hall, Logwood Avenue | 0825 | 0920 | 1018 | 1118 | 1218 | 1318 | 1418 | 1523 | 1622 |
| <b>Wigan, Bus Station</b>    | 0840 | 0932 | 1030 | 1130 | 1230 | 1330 | 1430 | 1535 | 1635 |

## Saturdays

| Bus number                   |      |      |
|------------------------------|------|------|
|                              | 675  | 675  |
| <b>Wigan, Bus Station</b>    | 0845 | 1645 |
| Wigan Infirmary, Grounds     | 0852 | 1652 |
| Beech Hill, Netherby Road    | 0901 | 1701 |
| Marsh Green, Library         | 0906 | 1706 |
| Kitt Green, Eccles Road      | 0908 | 1708 |
| Pemberton, Fleet Street      | 0912 | 1712 |
| Worsley Hall, Logwood Avenue | 0918 | 1718 |
| <b>Wigan, Bus Station</b>    | 0930 | 1730 |

**Bus 674 does not run on Saturdays, Sundays or Public Holidays.**

**Bus 675 does not run on Mondays to Fridays, Sundays or Public Holidays.**

– Journey provided with the financial support of Transport for Greater Manchester.

● – Run by First Manchester. All other journeys are run by South Lancs Travel.

⊕ – Schooldays only.

**Connection points:** – Bus – Train

– **Easy access bus.** See inside front cover of this Bus Times leaflet for details.